


Created by Sarah Furrer  
Studio180Design.Net



BlockBuster # 37  
Difficulty: ★★★★★


Block Size: 12" Finished

### Unit Summary




#### Half Square Triangles

4" finished  
4½" unfinished  
Make 4




#### Non Mirror Combo Units 1

4" finished  
4½" unfinished  
Make 2



#### Non Mirror Combo Units 2

4" finished  
4½" unfinished  
Make 2



#### Stacked Square

4" finished  
4½" unfinished  
Make 1

### Cutting Chart

Unit	Number of Units	Fabric	Cutting
Half Square Triangles	4		Cut 2 squares 5" x 5".
			Cut 2 squares 5" x 5".
Non Mirror Combo Units 1 and 2	2 of each (total 4)		Cut 1 square 5½" x 5½".
			Cut 1 square 5½" x 5½".
			Cut 1 square 5½" x 5½".
			Cut 1 square 5½" x 5½".
Stacked Square	1		Cut 2 squares 1¾" x 1¾".
			Cut 1 square 2¾" x 2¾"; sub-cut once on the diagonal to yield 2 half square triangles.
			Cut 1 square 3¼" x 3¼"; sub-cut once on the diagonal to yield 2 half square triangles.
			Cut 2 squares 1¾" x 1¾".
			Cut 1 square 2¾" x 2¾"; sub-cut once on the diagonal to yield 2 half square triangles.
			Cut 1 square 3¼" x 3¼"; sub-cut once on the diagonal to yield 2 half square triangles.

## Block Layout

