




Created by Sarah Furrer
Studio180Design.Net

BlockBusters

Sparkler

Made using Studio 180 Design's Tucker Trimmer® I
& Corner Pop® tools






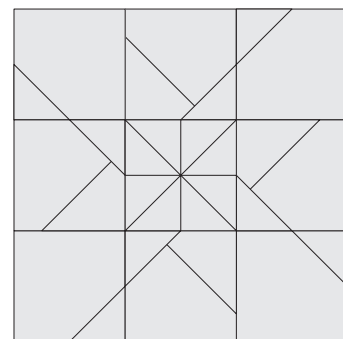
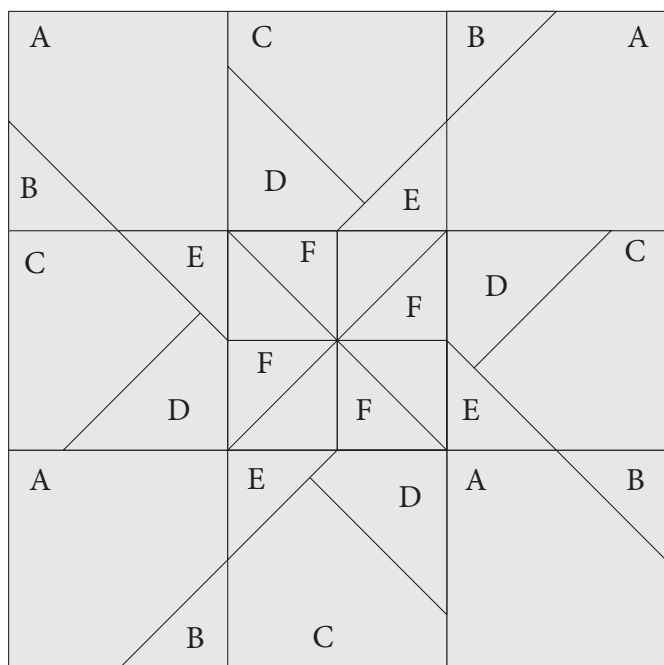
BlockBusters 2020 #52
Difficulty: ★★☆☆☆

All the instructions you need to make the Corner Pops on the base shapes required for this block came with your Corner Pop® tool. There's a chart that tells you what size squares to cut, step by step graphics, and directions. Determine the finished size you are using and then work your way through the instructions. The instructions for making the half square triangles came with your Tucker Trimmer® I. Work your way through the instructions for making your desired finished size unit.

This star block will have you really familiar with the Corner Pop® tool by the time you're done; you'll be popping lots of corners. Using the finished sizes in the chart determine what lines on the tool to use and what size Replacement Triangle Squares you need to cut. Don't be afraid to make a test block this time, determining what corner you need to pop at what size can be a bit tricky.

Have fun with the block and consider making a few blocks to create a wall hanging or table topper, or make a lot of blocks and make a lap size quilt. The blocks create a fun design when you put them together so you never know what you will come up with depending on how you decide to color your block.

Unit Summary



Cutting Chart

Unit	# of units required	6" Block	9" Block	12" Block
A: Popped Corner Square	4	2½" base square	3½" base square	4½" base square
B: Corner Pop 1	4	1" finished size/ cut away size	1½" finished size/ cut away size	2" finished size/ cut away size
C: Popped Uneven Star Points	4	2½" base square	3½" base square	4½" base square
D: Corner Pop 2	4	1½" finished size/ cut away size	2¼" finished size/ cut away size	3" finished size/ cut away size
E: Corner Pop 3	4	1" finished size/ cut Away size	1½" finished size/ cut Away size	2" finished size/ cut Away size
F: Half Square Triangles	4	1" finished size 1½" cut size	1½" finished size 2" cut size	2" finished size 2½" cut size

Layout Options

