



Created by Sarah Furrer
Studio180Design.Net

BlockBusters

Flying South

Made using Studio 180 Design's Tucker Trimmer® I
and Tucker Trimmer® II Tools and Flock of Birds
Technique Sheet



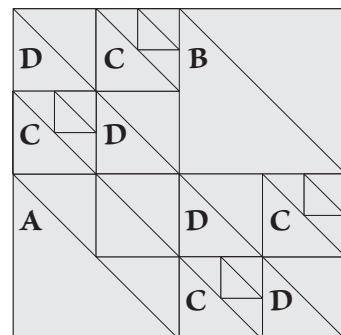
BlockBusters 2024 #97

Difficulty: ★★☆☆☆

Everything you need to know to make the units required for this block came with your **Tucker Trimmer® I** and **Tucker Trimmer® II** tools and on the *Flock of Birds* Technique Sheet. There are charts, step-by-step graphics, and directions. Use the chart to find the information you need for the finished size of the units you want to make, and follow it through to find what you need to cut to make those units. Then work your way through the instructions.

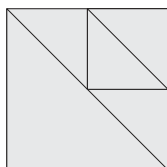
This block combines large and small versions of the same units, giving you an intriguing finished block. Both the half square triangles and Flock of Birds units are made two at a time. You only need one each of the large units, but you will need four small units of both Flock of Birds and half square triangles.

Color placement can completely change the look of this block, so have fun experimenting with your fabrics. We can't wait to see your finished block!

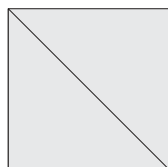


Unit Summary

Unit A



Unit B



Unit C





Unit D



Cutting Chart

Unit	# of units required	6" Block	10" Block	12" Block
A: Large Flock of Birds	1	3" finished size 3½" cut size	5" finished size 5½" cut size	6" finished size 6½" cut size
B: Large Half Square Triangles	1	3" finished size 3½" cut size	5" finished size 5½" cut size	6" finished size 6½" cut size
C: Small Flock of Birds	4	1½" finished size 2" cut size	2½" finished size 3" cut size	3" finished size 3½" cut size
D: Small Half Square Triangles	4	1½" finished size 2" cut size	2½" finished size 3" cut size	3" finished size 3½" cut size



Color Audition Chart

