




Created by Sarah Furrer  
Studio180Design.Net

# BlockBusters

## A Sliver of My Heart

Made using Studio 180 Design's Corner Beam®  
Tool and Sliver Technique Sheet



BlockBusters 2025 #98

Difficulty: ★★★★★

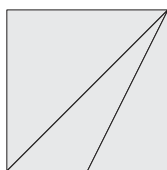
Everything you need to know to make the units required for this block can be found in the instructions that came with the **Corner Beam®** tool and on the Sliver Technique Sheet. There are charts, step-by-step graphics, and directions. Use the chart to find the information you need for the finished size of the units you want to make, and follow it through to find what you need to cut to make those units. Then work your way through the instructions.

This block requires you to make 5 Sliver units that slant right and 5 Sliver units that slant left, so be sure to pay attention to the corner that you are trimming off in step 2 of the technique sheet. When trimming the units for a left or right Sliver, make sure that you are choosing both the correct corner and color to sliver. Some of the units use half square triangles made in a single color and background, while other units use two-colored half square triangles. Using the color audition page will help you choose the correct corner and color to sliver on your units.

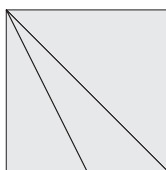
When constructing the Sliver and Corner Beam units, consider pressing the seams open. This will help to reduce the bulk when you sew the units into the block. We can't wait to see what you do with this fun block!

### Unit Summary

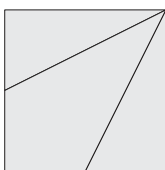
Unit A




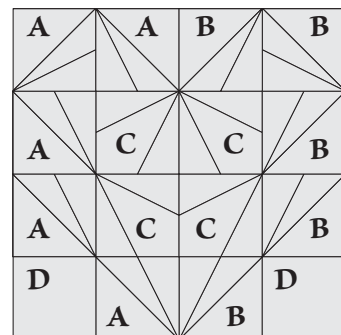
Unit B



Unit C



Unit D



### Cutting Chart

Unit	# of units required	8" Block	12" Block	16" Block
A: Sliver, Slanted Left	5	2" finished size 2½" trim size	3" finished size 3½" trim size	4" finished size 4½" trim size
B: Sliver, Slanted Right	5	2" finished size 2½" trim size	3" finished size 3½" trim size	4" finished size 4½" trim size
C: Corner Beam	4	2" finished size 2½" trim size	3" finished size 3½" trim size	4" finished size 4½" trim size
D: Square	2	2½" square cut size	3½" square cut size	4½" square cut size

Color Audition Chart

