


Created by Sarah Furrer
Studio180Design.Net

BlockBusters

Reverb

Made using Studio 180 Design's Tucker Trimmer® I, Split Rects®, and V Block® tools and the Shaded Four Patch Tech Sheet



BlockBusters 2026 #111
Difficulty: ★★★★★

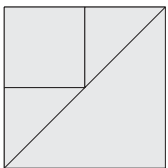
Everything you need to know to make the units required for this block can be found in the instructions that came with the **Split Rects®** and **V Block®** tools, along with the Shaded Four Patch technique sheet. There are charts, step-by-step graphics, and directions. Use the chart to find the information you need for the finished size units you want to make, and follow it through to find what you need to cut to make those units. Then work your way through the instructions.

Pay close attention to the orientation of the Split Rects units in this block. The reverberating effect is created by the position of the Type 1 and Type 2 units. The Shaded Four Patch units are perfect for using your First Choice® rulers for marking and cutting. As you put the block together, try pressing the seams open to alleviate bulk at the match points.

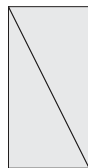
This block would be beautiful in spring colors, or try using holiday colors to make a wall hanging or table topper for other times of the year. You can really make this block your own!

Unit Summary

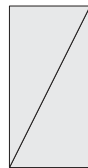
Unit A



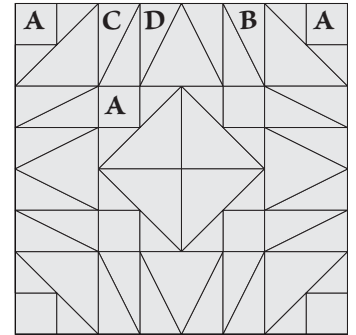
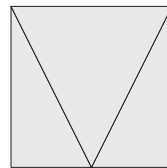
Unit B



Unit C




Unit D



Cutting Chart

Unit	# of units required	8" Block	12" Block	16" Block
A: Shaded Four Patch	8	2" finished size 2½" trim size	3" finished size 3½" trim size	4" finished size 4½" trim size
B: Split Rects Type 1 Lower right to upper left	4	1" x 2" finished size 1½" x 2½" trim size	1½" x 3" finished size 2" x 3½" trim size	2" x 4" finished size 2½" x 4½" trim size
C: Split Rects Type 2 Lower left to upper right	4	1" x 2" finished size 1½" x 2½" trim size	1½" x 3" finished size 2" x 3½" trim size	2" x 4" finished size 2½" x 4½" trim size
D: V Block	4	2" finished size 2½" trim size	3" finished size 3½" trim size	4" finished size 4½" trim size



Color Audition Chart

